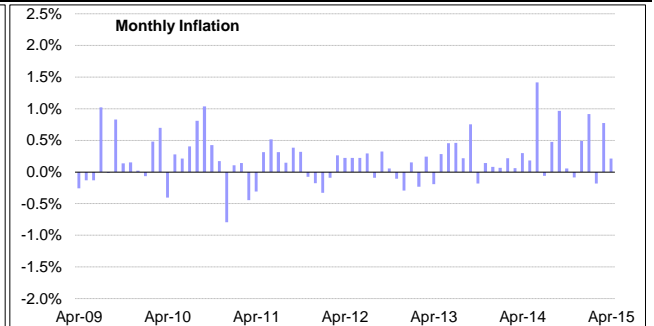
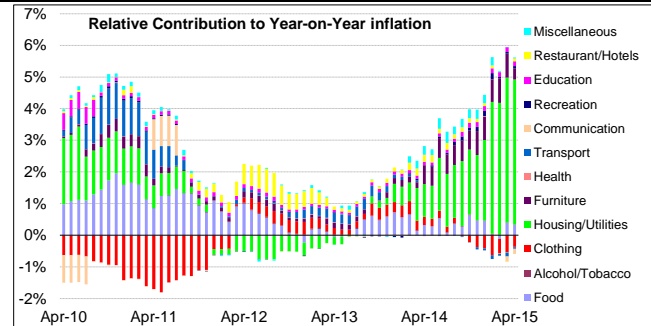
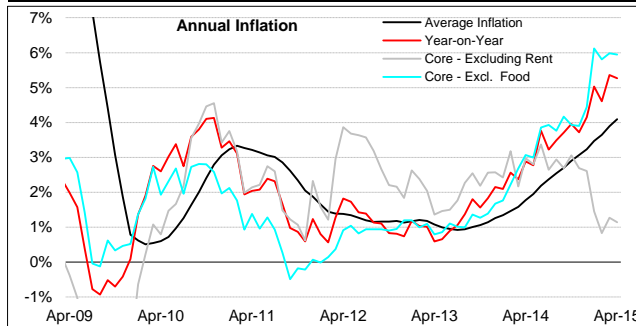


Abu Dhabi	CPI	Consumer Price Index		Month-on-Month			Year-on-Year			Average Annual		
Consumer Price Index (CPI)	Weights 2007=100	Mar-15	Apr-15	Mar-15	Apr-15	Relative* Contribution	Mar-15	Apr-15	Relative* Contribution	Mar-15	Apr-15	Relative* Contribution
General Index	100.00%	133.16	133.44	0.77%	0.21%	-	5.36%	5.26%	-	3.89%	4.09%	-
Food & Non-Alcohol	16.05%	142.29	141.88	0.30%	-0.29%	-0.05%	2.44%	2.05%	0.33%	1.93%	1.94%	0.31%
Alcohol & Tobacco	0.25%	149.49	149.49	0.00%	0.00%	0.00%	5.30%	5.30%	0.01%	4.57%	5.01%	0.01%
Clothing & Footware	9.76%	98.09	99.37	-0.36%	1.30%	0.13%	-5.52%	-3.71%	-0.36%	-1.40%	-1.93%	-0.14%
Housing, Water, Electricity, Gas	37.86%	141.36	141.36	2.15%	0.00%	0.00%	6.70%	6.70%	2.54%	6.33%	7.12%	2.40%
Furniture, Household Eq, Maint	4.83%	152.80	153.10	-0.14%	0.20%	0.01%	15.60%	15.60%	0.75%	13.95%	13.49%	0.67%
Health	0.85%	113.91	112.84	0.05%	-0.94%	-0.01%	-1.24%	-2.23%	-0.02%	-0.26%	-0.45%	0.00%
Transport	9.67%	125.38	125.59	0.07%	0.17%	0.02%	-1.27%	-0.48%	-0.05%	-0.43%	-0.46%	-0.04%
Communication	7.72%	97.26	97.25	-2.13%	-0.01%	0.00%	-2.08%	-2.09%	-0.16%	-0.24%	-0.39%	-0.02%
Recreation & Culture	2.42%	112.07	112.07	0.09%	0.00%	0.00%	2.03%	2.95%	0.07%	3.56%	3.77%	0.09%
Education	2.59%	184.58	184.58	0.00%	0.00%	0.00%	5.90%	5.90%	0.15%	5.04%	5.21%	0.13%
Restaurants and Hotels	3.37%	165.32	170.03	-0.13%	2.85%	0.10%	-0.28%	2.57%	0.09%	3.66%	3.33%	0.12%
Miscellaneous Goods & Services	4.62%	125.38	126.27	0.06%	0.71%	0.03%	5.80%	5.80%	0.27%	5.03%	4.58%	0.23%

Source: SCAD * RC sum may not add to CPI % change due to rounding off

** Estimates derived from published percentage change figures



Explanatory Note: Month-on-Month columns provide the percentage change in CPI compared to the previous month. Year-on-Year columns provide the percentage change in CPI compared to the same month in the previous year. Average annual columns provide the percentage change in 12 month average CPI compared to the average CPI in the previous year. Relative contribution is calculated by multiplying percentage change with category weight. Core inflation excludes certain items to provide a picture of underlying trends.

Disclaimer: This has been prepared and issued by the Economics Group at National Bank of Abu Dhabi (NBAD) on the basis of publicly available information and other sources considered reliable. This is not to be construed as an offer to buy, or sell securities. While utmost care has been taken to ensure that the information provided is accurate and correct, neither NBAD, nor any of its employees shall, in any way, be responsible for the contents. NBAD is licensed by the UAE Central Bank.