

# NBAD Islamic MENA Growth Fund

IMGF - April 2022



## Key Facts

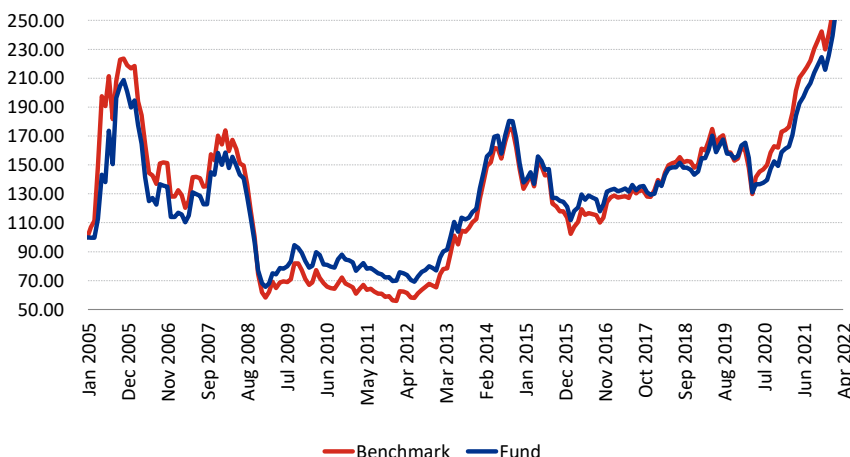
<b>Domicile</b>	UAE
<b>Inception Date</b>	05 January 2005
<b>Fund Size (mn)</b>	131.26
<b>Base Currency</b>	AED
<b>NAV</b>	28.6631
<b>NAV Date</b>	29 April 2022
<b>Benchmark</b>	S&P Pan Arab Comp Shariah NTR Index
<b>Minimum Investment</b>	AED 500
<b>Subsequent Investment</b>	AED 1
<b>Dealing Frequency</b>	Daily - Sunday to Thursday
<b>Dividend Frequency</b>	Not Applicable
<b>Bloomberg Ticker</b>	NBADIMG UH EQUITY
<b>ISIN</b>	NA
<b>Subscription Fee</b>	0 to 5%
<b>Management Fee</b>	1.50% plus performance fee*
<b>Fund Manager</b>	First Abu Dhabi Bank PJSC - Investment Management
<b>Custodian</b>	First Abu Dhabi Bank PJSC
<b>Administrator</b>	Apex Fund Services Ltd

\*10% of the excess performance of the fund over the benchmark provided the NAV exceeds the previous highest NAV on which the performance fee was paid.

## Investment Objective

The Fund's primary objective is to invest in a portfolio of MENA equities and/or equity related securities (such as convertible bonds, ADRs and GDRs) based on Islamic Shariah principles listed or traded on recognized exchanges worldwide or 'over the counter' arrangements, and other related securities including third party collective investment schemes, with a view to achieving capital growth.

## Performance



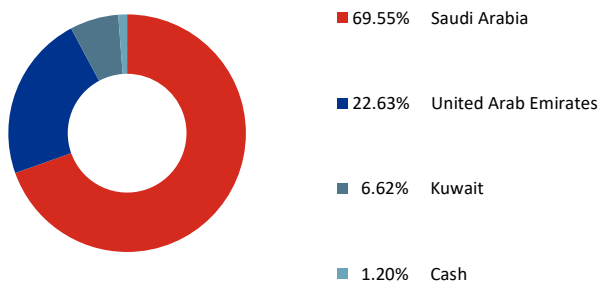
	1 Month	3 Months	6 Months	1 Year	3 Years	5 Years	SI
<b>Fund</b>	6.26%	20.43%	27.13%	48.77%	18.94%	16.49%	6.27%
<b>Benchmark</b>	3.68%	15.75%	20.72%	39.62%	18.86%	18.03%	6.42%

3 Years, 5 Years and Since Inception (SI) performance is annualized.

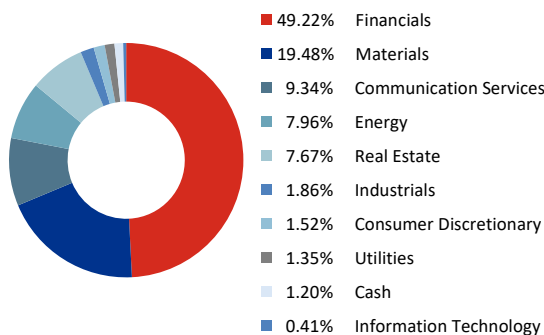
	YTD	2021	2020	2019	2018	2017
<b>Fund</b>	27.06%	40.00%	-1.38%	12.45%	11.71%	-1.96%
<b>Benchmark</b>	22.18%	38.14%	7.24%	8.15%	13.21%	3.77%

Fund and Benchmark performance is calculated Since Inception (SI) of the Fund. Fund performance is net of fees.

## Country Allocation



## Sector Allocation



FAB Investment Management | [www.bankfab.com](http://www.bankfab.com)



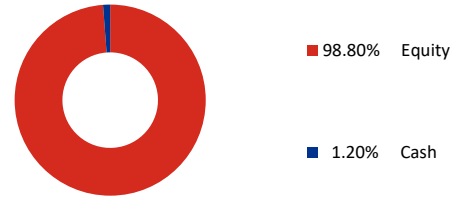
# NBAD Islamic MENA Growth Fund - April 2022

## Key Statistics

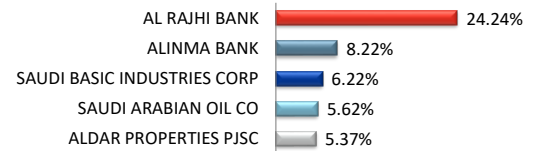
Fund Volatility	11.66%
Benchmark Volatility	11.65%
Tracking Error	2.60%
Information Ratio	2.65
Alpha	10.86%

Rolling 1 Year data

## Asset Allocation



## Top Holdings



## For More Information

Please call us at +971 2 692 0609  
or email us at [fundmanagement@bankfab.com](mailto:fundmanagement@bankfab.com)  
Website: [www.bankfab.com](http://www.bankfab.com)

## Disclaimer

The Fund is a collective investment fund authorized by the Securities & Commodities Authority of the UAE. This report is provided for information purposes only. The report is based on available information and is deemed reliable, but no assurance is given as to its accuracy, or completeness. First Abu Dhabi Bank PJSC is not accountable for any decision based on the contents of this report. Neither the information, nor the opinions contained herein are to be construed as an offer to buy and/or sell securities mentioned above. Past performance is no indication of current or future performance, and it does include the commissions and costs incurred on the issue and redemption of shares. First Abu Dhabi Bank PJSC is licensed by the Central Bank of the UAE.