

NBAD MENA Income & Growth Fund

MIGF - April 2022



Key Facts

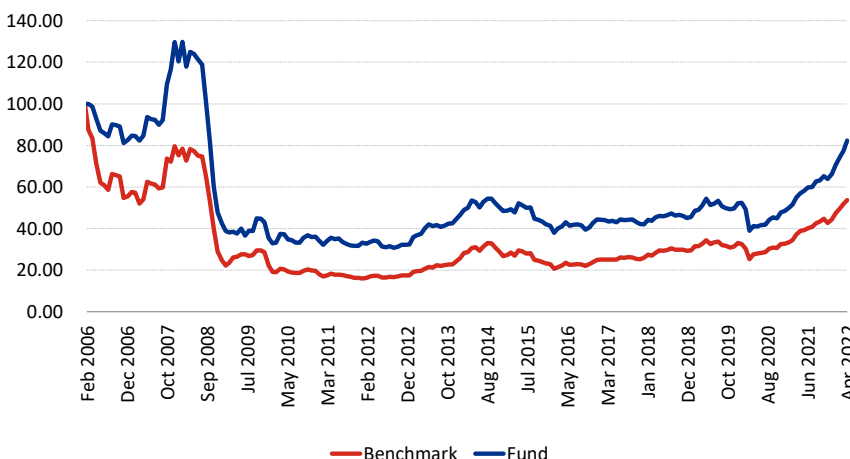
Domicile	UAE
Inception Date	15 February 2006
Fund Size (mn)	162.35
Base Currency	AED
NAV	4.8372
NAV Date	29 April 2022
Benchmark	S&P Pan Arab Comp LMC NTR Index
Minimum Investment	AED 500
Subsequent Investment	AED 1
Dealing Frequency	Daily - Sunday to Thursday
Dividend Frequency	Semi-Annual
Bloomberg Ticker	NBADMIG UH EQUITY
ISIN	NA
Subscription Fee	0 to 5%
Management Fee	1.50% plus performance fee*
Fund Manager	First Abu Dhabi Bank PJSC - Investment Management
Custodian	First Abu Dhabi Bank PJSC
Administrator	Apex Fund Services Ltd

*10% of the excess performance of the fund over the benchmark provided the NAV exceeds the previous highest NAV on which the performance fee was paid.

Investment Objective

The Fund's primary objective is to invest in a portfolio of MENA equities and/or equity related securities (such as convertible bonds, ADRs and GDRs) listed or traded on recognized exchanges worldwide or 'over the counter' arrangements. MENA income producing assets such as fixed income securities and real estate and real estate related investment instruments and related securities including third party collective investment schemes, with a view to both achieving capital growth and distributing dividend income.

Performance



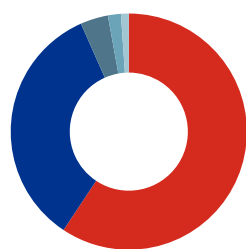
	1 Month	3 Months	6 Months	1 Year	3 Years	5 Years	SI
Fund	6.28%	17.31%	25.82%	44.88%	14.87%	13.47%	-1.19%
Benchmark	3.43%	13.23%	19.44%	38.33%	15.89%	16.34%	-3.77%

3 Years, 5 Years and Since Inception (SI) performance is annualized. Dividend payout is included in the return of the fund.

	YTD	2021	2020	2019	2018	2017
Fund	24.32%	36.51%	-7.03%	14.42%	8.37%	-5.07%
Benchmark	20.67%	35.74%	-0.71%	11.75%	13.45%	4.71%

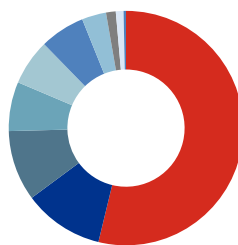
Fund and Benchmark performance is calculated Since Inception (SI) of the Fund. Fund performance is net of fees.

Country Allocation



- 59.33% Saudi Arabia
- 34.02% United Arab Emirates
- 3.80% Kuwait
- 1.78% Oman
- 1.06% Cash

Sector Allocation



- 53.78% Financials
- 11.08% Materials
- 9.73% Communication Services
- 6.79% Energy
- 6.32% Industrials
- 6.21% Real Estate
- 3.36% Consumer Discretionary
- 1.34% Utilities
- 1.06% Cash
- 0.33% Information Technology

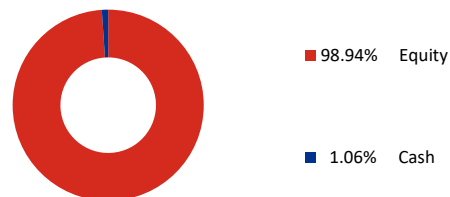
NBAD MENA Income & Growth Fund - April 2022

Key Statistics

Fund Volatility	10.14%
Benchmark Volatility	10.00%
Tracking Error	3.01%
Information Ratio	1.66
Alpha	8.34%

Rolling 1 Year data

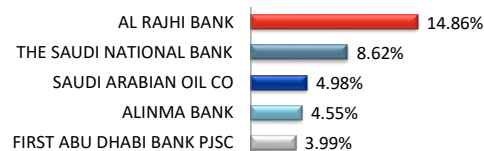
Asset Allocation



Historical Dividend Yield

Date	Dividend
08 July 2010	2.00%
06 January 2011	2.00%
04 August 2011	2.00%
05 April 2012	2.00%
08 November 2012	2.00%
18 July 2013	2.50%
06 February 2014	2.33%
14 August 2014	2.40%
08 February 2015	2.00%
09 August 2015	2.00%
07 February 2016	2.00%
07 August 2016	2.00%
09 February 2017	2.50%
24 August 2017	2.50%
01 March 2018	2.50%
02 September 2018	2.50%
03 March 2019	2.50%
04 September 2019	2.50%
01 March 2020	2.50%
07 September 2020	2.50%
28 February 2021	2.50%
06 September 2021	2.50%
28 February 2022	2.50%

Top Holdings



For More Information

Please call us at +971 2 692 0609
 or email us at fundmanagement@bankfab.com
 Website: www.bankfab.com

Disclaimer

The Fund is a collective investment fund authorized by the Securities & Commodities Authority of the UAE. This report is provided for information purposes only. The report is based on available information and is deemed reliable, but no assurance is given as to its accuracy, or completeness. First Abu Dhabi Bank PJSC is not accountable for any decision based on the contents of this report. Neither the information, nor the opinions contained herein are to be construed as an offer to buy and/or sell securities mentioned above. Past performance is no indication of current or future performance, and it does include the commissions and costs incurred on the issue and redemption of shares. First Abu Dhabi Bank PJSC is licensed by the Central Bank of the UAE.